

# Rules to Wits & Wagers

Ages: 10 & up

Players: 4 - 20

Teach Time: 2 minutes

Playing Time: 25 minutes

## Overview

**Not a trivia buff?** It doesn't matter! Each player writes down a guess to the same question and places it face-up on the betting mat. Think you know it? Bet on your guess! Think you know who the expert is? Bet on them. The player with the most points after 7 questions wins.

## When to Play

Wits & Wagers is most fun with groups of 6 or more people. We recommend playing at holiday parties, family reunions, or any large gathering of friends.

Be prepared for light-hearted banter, a little bravado, and a big dose of cheering!

## Playing in Teams

Wits & Wagers is a great team game. If you have a large group, we recommend dividing into 7 teams. Each team can have 1 - 3 players. If playing with larger teams, you may require extra time for answering questions and betting. Under these conditions, wait an extra 10 - 20 seconds before turning over the sand timer.

Sometimes it is fun to have someone host Wits & Wagers in the style of a TV game show. The Host should be both the Question Reader and the Banker. The Host may also participate in the game if they wish.

## Setup

- Each player (or team) starts with 1 Dry Erase Pen, 1 Answer Card, and 2 cardboard Betting Chips of the same color as their Answer Card. Give each player a paper napkin or tissue to erase their Answer Card in between questions.
- Write your name (or a witty team name) on your Answer Card.
- Choose one player to be the Banker. Place the Poker Chips next to the Banker. Choose one player to be the Question Reader. Place the Sand Timer next to the Question Reader.
- The Question Reader should remove 7 Question Cards from the box and place them on the table yellow-side-up. These are the 7 Question Cards that will be used during the game.



## Step 1: Ask & Answer the Question

**Asking the Question:** The Question Reader picks up the 1st Question Card from the table, announces that it is Question #1, and reads Question #1 from the card.

**Answering the Question:** The Question Reader turns over the 30-second Sand Timer. Players (or teams) have 30 seconds to write a guess on their Answer Card. Try to come as close as possible to the correct answer, without going over. The answer to every question will be a number, so you can always estimate a guess. Players may answer in whole numbers or in decimals.

**Questions 2 - 7:** The Question Reader always reads the question that corresponds to the question number being played. For the 2<sup>nd</sup> question of the game, read Question #2 on the 2nd Question Card drawn from the box. For the 7<sup>th</sup> and final question, read Question #7 on the 7th Question Card drawn from the box.

## Step 2: Sort the Guesses (see examples below)

When the Sand Timer runs out, place the Answer Cards face up on the Betting Mat. Arrange the guesses in increasing order, from the smallest guess to the largest guess, as directed by the arrows on the Betting Mat.

### - Duplicate Guesses:

If multiple players wrote the same guess, place them in the same payout slot.

### - Odd # of Unique Guesses:

The middle guess goes in the "Pays 2 to 1" payout slot.

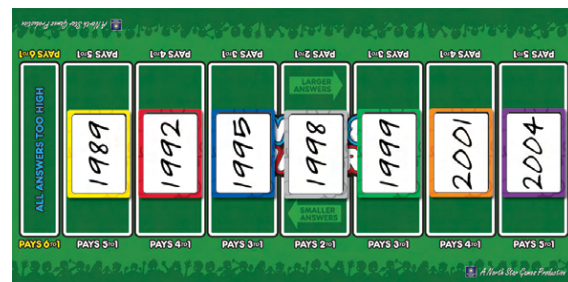
### - Even # of Unique Guesses:

The "Pays 2 to 1" payout slot is left open.

The two middle guesses go in the two "Pays 3 to 1" payout slots.

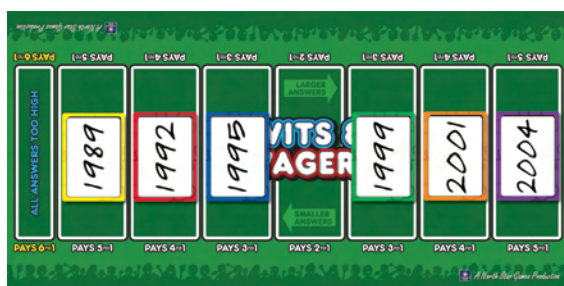


Duplicate Guesses

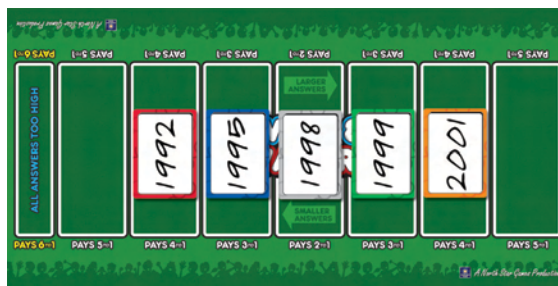


7 Unique Guesses

## Step 2: Sort the Guesses (continued)



6 Unique Guesses



5 Unique Guesses



4 Unique Guesses

## Step 3: Bet

The Question Reader turns over the 30-second Sand Timer once the guesses have been sorted. Players (or teams) get 30 seconds to bet their two cardboard Betting Chips. The goal is to bet on the guess that is closest to the correct answer, without going over.

**Betting Options:** Players can bet their two Betting Chips in one of the following ways:

- Bet both Betting Chips on the same payout slot.
- Split their Betting Chips between any two payout slots.
- You do not have to bet on your own guess.
- You may only bet on a payout slot that has a guess in it, unless it is the “All Guesses Too High” slot.

**Moving Your Bets:** During the 30-second betting period, it is OK for players to move their bets. However, players may not place a bet or move a bet after the Sand Timer has run out.

**Questions 2 - 7:** Players will win red and blue Poker Chips for betting correctly. These Poker Chips can be bet according to the following rules:

- Red Poker Chips are worth 1 point (just like a cardboard Betting Chip). Blue Poker Chips are worth 5 points.
- Poker Chips must always be placed underneath a cardboard Betting Chip. This way the Banker will know who placed each bet.
- Players may place any number of Poker Chips underneath each Betting Chip. There is no limit as to how much players can bet.
- Players can still only place a maximum of two bets per question.
- Poker Chips are lost if they are bet on the wrong guess. Betting Chips are always returned, even if they are bet on the wrong guess!

## Step 4: Determine the Winning Guess

The Question Reader flips over the card and reads the answer.

**Closest Guess Without Going Over:** The winning payout slot will have the guess that is closest to the correct answer, without going over.

**Example #1:** If the correct answer is 1991, “1989” is the winning guess because “1992” is too high.

**All Guesses Are Too High:** If all of the guesses are higher than the correct answer, then “All Guesses Too High” is the winning payout slot.

**Example #2:** If the correct answer is 1985, “All Guesses Too High” is the winning payout slot.



## Step 5: Pay the Bonus

The Banker awards a bonus of 3 red poker chips to each player (or team) who wrote a guess that was placed in the winning payout slot.
















## Step 6: Collect Losing Bets & Pay Out Winning Bets

### Losing Bets:

- The Banker collects the Betting Chips that are not on the winning payout slot and returns them to the appropriate players.
- The Banker collects the Poker Chips that are not on the winning payout slot and returns them to the bank.

### Winning Bets:

- The Banker pays each player (or team) who bet on the winning payout slot (see examples below).
- The cardboard Betting Chips and the Red Poker Chips are worth 1 point. The Blue Poker Chips are worth 5 points.

If you bet the following:	on this payout slot:		The Banker gives you back your bet		Plus the payout of the slot you bet upon
 (1 point)	PAYS 2 TO 1	⇒	 (1 point)	+	 (2 points)
 (2 points)	PAYS 3 TO 1	⇒	 (2 points)	+	 (6 points)
 (2 points)	PAYS 4 TO 1	⇒	 (2 points)	+	 (8 points)
 (8 points)	PAYS 5 TO 1	⇒	 (8 points)	+	 (40 points)
 (2 points)	PAYS 6 TO 1	⇒	 (2 points)	+	 (12 points)

**Next Question:** Players take back their Answer Cards. The Question Reader places the used Question Card blue-side-up on the table next to the remaining Question Cards. This way, they can count the blue-side-up Question Cards if players forget how many questions have been asked.

## Winning the Game

The player (or team) with the most points at the end of the 7<sup>th</sup> question wins the game! In the case of a tie, the team with the youngest player wins.

The Question Reader should return the 7 used Question Cards to the back of the deck. When you start a new game, draw the 7 cards from the front of the deck. This way, you won't repeat a question until you have gone through all 700 questions!

### Fun Variations

For variants (tournament play, secret betting, etc.), go to [www.NorthStarGames.com](http://www.NorthStarGames.com) and click on the Wits & Wagers "LEARN MORE" button.

### Special Thanks

North Star Games would like to thank the devoted community at [www.BoardGameGeek.com](http://www.BoardGameGeek.com) for their continual feedback and support. We would also like to thank Nate Heasley, Steve Quade, Mary Halbe, Hajo & Mirta, Ritvik Purohit, Andy Harke, Lorena Diaz, Jason Strong, Tricia Wieber, Molly Hall, Matt Anderson, Peggy Ann Brown, Lou Kesten, and Melanie Rigney for their contributions to the game and our company.